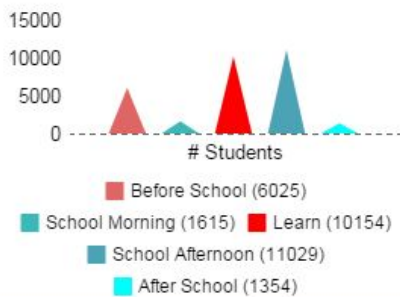


# GCM Library Q2 Report

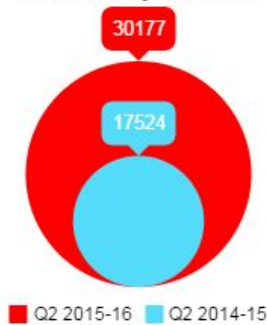
2015-2016

## Number of Students in Library

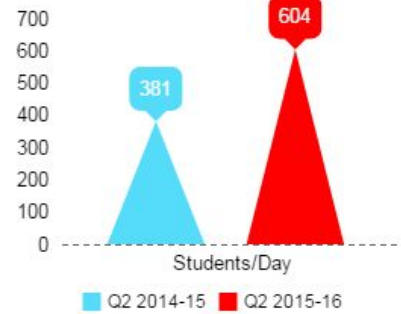


## Student Visits

### Quarterly Totals

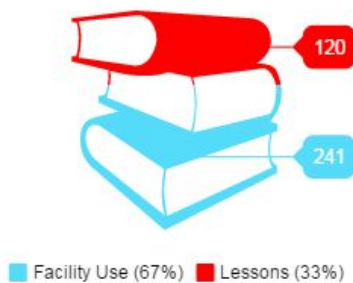


## Average # Students/Day

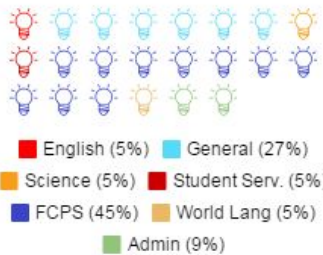


## Class Involvement

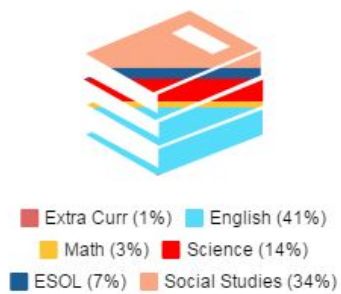
### Class Visits (361)



### Collaborative Planning Meetings (22)



### Classes Taught (120)



## Database Usage\*

Searches in top 4 databases

GALE	44,131
BRITANNICA	9,069
QUESTIA	8,810
JSTOR	6,777

## Library Highlights

- Class Visits increased by 135% over Q1.
- Classes Taught increased by 85% over Q1.
- Student Visits increased by 62% over Q1.
- Organized author visits with NoVa Teen Book Festival <http://novateenbookfestival.com>
- Participated in Librarian's in-service meeting and Marshall Pyramid Librarian CLT.
- Led professional development session at Winter Librarian's In-Service.
- Attended IB Orientation Seminar, HS ESOL GATP Workshop, Ethics Day, Book repair training.
- Visited Centreville HS Library.
- Modeled plagiarism lesson for Secondary Library Educational Specialist.

## Circulation Data

### Number of Checkouts\*

1649

### Avg. # of Books Out

461

\* Database usage and number of checkout only through the end of January, not full Q2. Information reflects seven snow days -- cancelled visits and classes are not included.

Created by:  
E. Toledo & K. Ronan  
Feb. 2016